



- 5** PERFORATED STRIPS
- 1 - 12 $\frac{1}{2}$  × 32 cm
  - 1a - 7 $\frac{1}{2}$  × 24 cm
  - 1b - 5 $\frac{1}{2}$  × 19 cm
  - 2 - 4 $\frac{1}{2}$  × 14 cm
  - 2a - 4 $\frac{1}{2}$  × 11 $\frac{1}{2}$  cm
  - 3 - 3 $\frac{1}{2}$  × 9 cm
  - 4 - 3 $\frac{1}{2}$  × 7 $\frac{1}{2}$  cm
  - 5 - 2 $\frac{1}{2}$  × 6 cm
  - 6 - 2 $\frac{1}{2}$  × 5 cm
  - 6a - 1 $\frac{1}{2}$  × 38 mm



- 7** ANGLE GIRDERS
- 7a - 24 $\frac{1}{2}$  × 62 cm
  - 8 - 18 $\frac{1}{2}$  × 47 cm
  - 8a - 12 $\frac{1}{2}$  × 33 cm
  - 8b - 9 $\frac{1}{2}$  × 24 cm
  - 9 - 7 $\frac{1}{2}$  × 19 cm
  - 9c - 5 $\frac{1}{2}$  × 14 cm
  - 9a - 4 $\frac{1}{2}$  × 11 $\frac{1}{2}$  cm
  - 9b - 3 $\frac{1}{2}$  × 9 cm
  - 9c - 3 $\frac{1}{2}$  × 7 $\frac{1}{2}$  cm
  - 9d - 2 $\frac{1}{2}$  × 6 cm
  - 9e - 2 $\frac{1}{2}$  × 5 cm
  - 9f - 1 $\frac{1}{2}$  × 38 mm



**10** FISHPLATE



**11** DOUBLE BRACKET



**11a** - 1 $\frac{1}{2}$  ×  $\frac{1}{2}$ : 25 × 12 mm




**12** ANGLE BRACKETS

- 12a - 1 $\frac{1}{2}$  × 1 $\frac{1}{2}$ : 12 × 12 mm
- 12b - 1 $\frac{1}{2}$  × 1 $\frac{1}{2}$ : 25 × 25 mm
- 12c - 1 $\frac{1}{2}$  ×  $\frac{1}{2}$ : 25 × 12 mm



**12c** -  $\frac{1}{2}$  ×  $\frac{1}{2}$ : 12 × 12 mm




- AXLE RODS**
- 13 - 11 $\frac{1}{2}$  × 29 cm
  - 13a - 8 $\frac{1}{2}$  × 20 cm
  - 14 - 6 $\frac{1}{2}$  × 14 $\frac{1}{2}$  cm
  - 14a - 5 $\frac{1}{2}$  × 14 $\frac{1}{2}$  cm
  - 15 - 5 $\frac{1}{2}$  × 13 cm
  - 15a - 4 $\frac{1}{2}$  × 11 $\frac{1}{2}$  cm
  - 15b - 4 $\frac{1}{2}$  × 10 cm
  - 16 - 3 $\frac{1}{2}$  × 9 cm
  - 16a - 2 $\frac{1}{2}$  × 6 cm
  - 17 - 2 $\frac{1}{2}$  × 5 cm
  - 18a - 1 $\frac{1}{2}$  × 38 mm
  - 18b - 1 $\frac{1}{2}$  × 25 mm



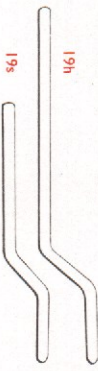
**19a** - 3 × 75 mm  
SPOKED WHEEL



**19b** - 3 × 75 mm  
**20a** - 2 × 5 cm  
PULLEYS



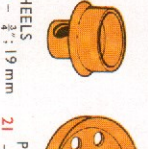
**19c** - 6 × 15 cm  
PULLEY



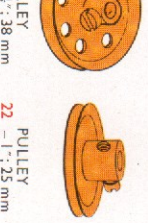
**19h** - 5 × 13 cm  
**19s** - 3 $\frac{1}{2}$  × 9 cm  
CRANK HANDLE



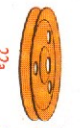
**20** - 1 $\frac{1}{8}$  × 28 mm  
FLANGED WHEELS




**21** - 1 $\frac{1}{2}$  × 38 mm  
PULLEY



**22** - 1 × 25 mm  
PULLEY



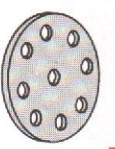
**22a** - 1 × 25 mm  
**23 & 23b** PULLEYS



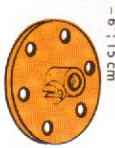
**23** plastic -  $\frac{1}{2}$  × 12 mm  
**23a** metal -  $\frac{1}{2}$  × 12 mm  
**23b** metal -  $\frac{1}{2}$  × 12 mm  
BUSH WHEEL



**24a** - 1 $\frac{1}{8}$  × 34 mm  
WHEEL DISC



**24b** - 1 $\frac{1}{8}$  × 34 mm  
WHEEL DISC



**24c** - 1 $\frac{1}{8}$  × 34 mm  
WHEEL DISC



**32** -  $\frac{1}{2}$  × 12 mm  
WORM



**34c**  
**34d**  
SPANNERS



**25** -  $\frac{1}{8}$  × 19 × 6 mm  
**25a** -  $\frac{1}{8}$  × 19 × 12 mm  
**25b** -  $\frac{1}{8}$  × 19 × 19 mm  
**26** -  $\frac{1}{8}$  × 12 × 6 mm  
**26a** -  $\frac{1}{8}$  × 12 × 12 mm  
**26b** -  $\frac{1}{8}$  × 12 × 19 mm  
**26c** -  $\frac{1}{8}$  × 11 × 6 mm  
PINIONS



**27** - 1 $\frac{1}{4}$  × 32 mm  
**27a** - 1 $\frac{1}{4}$  × 38 mm  
**27b** - 1 $\frac{1}{4}$  × 32 mm  
**27c** - 1 $\frac{1}{4}$  × 41 mm  
**27d**  
GEAR WHEELS



**27e** - 3 $\frac{1}{2}$  × 9 cm  
**27f** - 2 $\frac{1}{2}$  × 6 cm  
GEAR WHEELS



**50**  
SLIDE PIECE



**27f** MULTI-PURPOSE GEAR WHEEL



**28** CONTRATE WHEEL



**29** BEVEL GEAR  
For use in pairs.



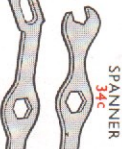
**30** BEVEL GEAR  
can only be used together.



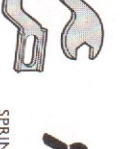
**31** - 1 $\frac{1}{4}$  ×  $\frac{1}{4}$   
GEAR WHEEL  
25mm x 6mm



**34b**  
BOX SPANNER



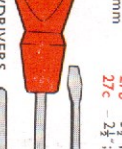
**35**  
SPRING CLIP



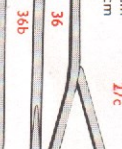
**36**  
**36b**  
SCREWDRIVERS



**36c**  
DRIFT



- DOUBLE ANGLE STRIPS**
- 46 - 2 $\frac{1}{2}$  × 1 $\frac{1}{2}$ : 60 × 25 mm
  - 47a - 2 $\frac{1}{2}$  × 1 $\frac{1}{2}$ : 60 × 38 mm
  - 47b - 2 $\frac{1}{2}$  × 1 $\frac{1}{2}$ : 75 × 38 mm
  - 48 - 1 $\frac{1}{2}$  × 1 $\frac{1}{2}$ : 38 × 12 mm
  - 48a - 2 $\frac{1}{2}$  × 1 $\frac{1}{2}$ : 60 × 12 mm
  - 48b - 3 $\frac{1}{2}$  × 1 $\frac{1}{2}$ : 90 × 12 mm
  - 48c - 4 $\frac{1}{2}$  × 1 $\frac{1}{2}$ : 115 × 12 mm
  - 48d - 5 $\frac{1}{2}$  × 1 $\frac{1}{2}$ : 140 × 12 mm



**37** BOLT  
**37b** NUT  
**37c** WASHERS



**38** -  $\frac{1}{2}$  × 10 mm  
**38a** -  $\frac{1}{2}$  × 19 mm  
**38b** -  $\frac{1}{2}$  × 19 mm  
NUT AND WASHERS



**40**  
HANK OF CORD



**41**  
PROPELLER BLADE



**43** - 2 × 5 cm  
TENSION SPRING



**44**  
BENT STRIP




**45**  
DOUBLE BENT STRIP



**50**  
SLIDE PIECE



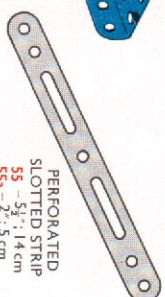
51 FLANGED PLATES  
51 - 2 1/2" x 1 1/2" x 38 mm  
52 - 5 1/2" x 2 1/2" x 14 x 6 cm  
53 - 3 1/2" x 2 1/2" x 9 x 6 cm



53a FLAT PLATES  
52a - 5 1/2" x 3 1/2" x 14 x 9 cm  
53a - 4 1/2" x 2 1/2" x 11 1/2 x 6 cm



54 FLANGED SECTOR PLATE  
54 - 4 1/2" x 115 mm



55 PERFORATED SLOTTED STRIP  
55 - 5 1/2" x 14 cm  
55a - 2" x 3 cm



57b HOOK



57c HOOK



57d WIRE HOOK




58 SPRING CORD - 40" x 1 metre




58a COUPLING SCREW FOR 58



58b HOOK FOR 58



59 COLLAR WITH SCREW



61 WINDMILL SAIL



62 CRANK



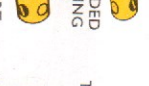
62a THREADED CRANK



63 COUPLING




63b STRIP COUPLING



63c THREADED COUPLING



63d SHORT COUPLING



64 THREADED BOSS



65 CENTRE FORK



69 SET SCREW  
69 - 1/4" x 4 mm



69a GRUB SCREWS  
69a - 1/4" x 4 mm  
69b - 3/8" x 5 mm  
69c - 1/2" x 3 mm




70 FLAT PLATES  
70 - 5 1/2" x 2 1/2" x 14 x 6 cm  
72 - 2 1/2" x 2 1/2" x 6 x 6 cm  
73 - 3" x 1 1/2" x 15 x 38 mm  
74 - 1 1/2" x 1 1/2" x 38 x 38 mm



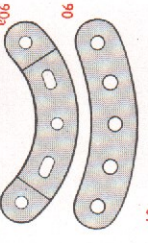
76 TRIANGULAR PLATES  
76 - 2 1/2" x 6 cm  
77 - 1" x 25 mm



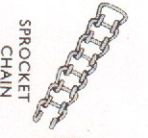
78 SCREWED RODS  
78 - 1 1/2" x 29 cm  
79 - 8" x 20 cm  
79a - 6" x 15 cm  
80 - 5" x 12 1/2 cm  
80a - 3 1/2" x 9 cm



80b FACE PLATE  
80b - 4 1/2" x 11 1/2 cm  
80c - 3" x 7 1/2 cm  
81 - 2" x 5 cm  
82 - 1" x 25 mm



90 CURVED STRIP  
89 - 5 1/2" x 14 cm  
90 - 2 1/2" x 6 cm



94 SPROCKET CHAIN  
94 - 40" x 1 metre



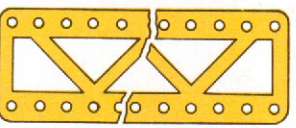
95 SPROCKET WHEELS  
95 - 2" x 5 cm  
95a - 1 1/2" x 38 mm  
95b - 3" x 75 mm  
96 - 1" x 25 mm  
96a - 1/2" x 19 mm



110 RACK STRIPS  
110a - 6 1/2" x 16 1/2 cm



111 BOLTS  
111 - 1/2" x 19 mm  
111a - 1/2" x 12 mm  
111b - 1/2" x 9 1/2 mm  
111c - 1/2" x 28 1/2 mm



99 BRACED GIRDELS  
99 - 3 1/2" x 19 cm  
99a - 2 1/2" x 32 cm  
99b - 2 1/2" x 24 cm  
99c - 2 1/2" x 19 cm  
100 - 5" x 14 cm



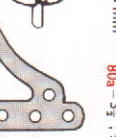
102 SINGLE BENT STRIP



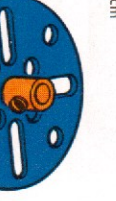
103 FLAT GIRDELS  
103a - 5 1/2" x 14 cm  
103b - 9 1/2" x 24 cm  
103c - 12 1/2" x 32 cm  
103d - 4 1/2" x 11 1/2 cm  
103e - 1 1/2" x 38 mm  
103f - 2 1/2" x 5 cm  
103g - 1 1/2" x 38 mm  
103h - 2 1/2" x 19 cm




106 WOOD ROLLER



108 CORNER GUSSET



109 FACE PLATE  
109 - 2 1/2" x 6 cm




120b COMPRESSION SPRING  
120b - 1 1/2" x 14 mm



124 REVERSED ANGLE BRACKETS  
124 - 25 mm x 12 mm



126 TRUNNION



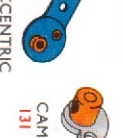
126a FLAT TRUNNION



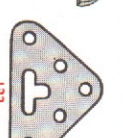
128 BELL CRANK



130a ECCENTRIC TRIPLE THROW  
130a - 1/2" x 8" x 1/2" x 6 x 9" x 12 mm



130b ECCENTRIC SINGLE THROW  
130b - 1/2" x 8" x 1/2" x 6 x 9" x 12 mm



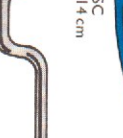
131 CAM



133 CORNER BRACKETS  
133a - 1 1/2" x 38 mm  
133b - 1" x 25 mm



118 HUB DISC  
118 - 5 1/2" x 14 cm



134 CRANK SHAFT  
134 - 1" x 25 mm



122 LOADED SACK



123 HANDRAIL SUPPORT  
123 - 1 1/2" x 1" x 1 1/2" x 32 x 25 x 19 mm



123 CONE PULLEY  
123 - 1 1/2" x 1" x 1 1/2" x 32 x 25 x 19 mm



138 SHIP'S FUNNEL



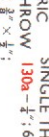
139 FLANGED BRACKET  
139 (right)  
139a (left)



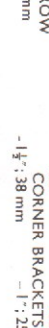
140 UNIVERSAL COUPLING



142a MOTOR TYRES  
142a - 2 1/2" x 5 cm  
142b - 3" x 7 1/2 cm  
142c - 1" x 25 mm  
142d - 1 1/2" x 38 mm



143 CIRCULAR GIRDER  
143 - 5 1/2" x 14 cm



144 DOG CLUTCH



145 CIRCULAR STRIP  
145 - 7 1/2" x 19 cm



136 HANDRAIL SUPPORT  
136a




137 WHEEL FLANGE



138 SHIP'S FUNNEL



139 FLANGED BRACKET  
139 (right)  
139a (left)



140 UNIVERSAL COUPLING



142a MOTOR TYRES  
142a - 2 1/2" x 5 cm  
142b - 3" x 7 1/2 cm  
142c - 1" x 25 mm  
142d - 1 1/2" x 38 mm



143 CIRCULAR GIRDER  
143 - 5 1/2" x 14 cm



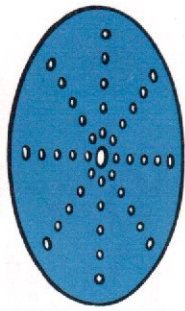
144 DOG CLUTCH



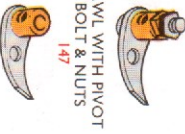
145 CIRCULAR STRIP  
145 - 7 1/2" x 19 cm



136 HANDRAIL SUPPORT  
136a



CIRCULAR PLATES  
146a - 4"; 10 cm  
146 - 6"; 15 cm



PAWL WITH PIVOT BOLT & NUTS  
147  
147a



PIVOT BOLT WITHOUT BOSS  
147b



RATCHET WHEEL  
148




CORNER ANGLE BRACKET  
154a - 1/2"; 12 mm (right)  
154b - 1/2"; 12 mm (left)



PULLEY BLOCKS  
153 TRIPLE  
151 SINGLE



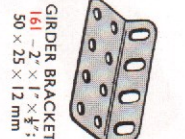
FLEXIBLE RING  
155 - 1"; 25 mm



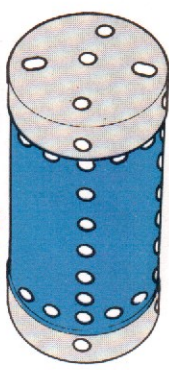
FAN  
157 - 2"; 5 cm



CHANNEL BEARING  
160 - 1 1/2" x 1" x 3/4"  
38 x 25 x 12 mm



GIRDER BRACKET  
161 - 2" x 1 1/2" x 1 1/2"  
50 x 25 x 12 mm



162 BOILER COMPLETE - 5" x 2 1/2"; 12.5 x 5 cm  
162a BOILER END - 2 1/4" x 1/2"; 50 x 19 mm




SLEEVE PIECE  
163 - 1 1/2" x 1 1/2"  
38 x 19 mm



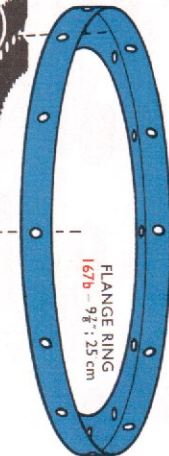
SWIVEL BEARING  
165




END BEARING  
166



LARGE TOOTHED QUADRANT PINION  
167c



LARGE TOOTHED QUADRANT  
167a  
FLANGE RING  
167b - 9 1/2" x 2.5 cm



168 BALL THRUST BEARING COMPLETE - 4"; 10 cm  
168a AND 168b BALL THRUST RACES  
168c BALL CAGE



168d BALL  
1/2"; 9.5 mm



173a ADAPTOR FOR SCREWED ROD



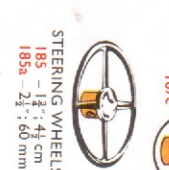
179 ROD SOCKET




175 FLEXIBLE COUPLING UNIT



180 GEAR RING  
180 - 3 1/2"; 9 cm



185 - 1 1/2"; 4.5 cm  
185a - 2"; 60 mm



DRIVING BANDS  
light 186 - 2 1/2"; 6 cm  
heavy 186c - 10"; 25 cm  
186a - 6"; 15 cm  
186b - 10"; 25 cm  
186e - 20"; 50 cm



187 - 2 1/2"; 60 mm



187a - 1 1/2"; 47 mm



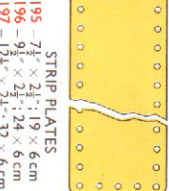
188 - 2 1/2" x 1 1/2"; 60 x 38 mm  
189 - 5 1/2" x 1 1/2"; 140 x 38 mm  
190 - 2 1/2" x 2 1/2"; 6 x 6 cm  
190a - 3 1/2" x 2 1/2"; 9 x 6 cm  
191 - 4 1/2" x 2 1/2"; 11 1/2 x 6 cm  
192 - 5 1/2" x 2 1/2"; 14 x 6 cm  
193 - 2 1/2" x 1 1/2"; 60 x 38 mm  
193a - 2 1/2" x 2 1/2"; 60 x 60 mm



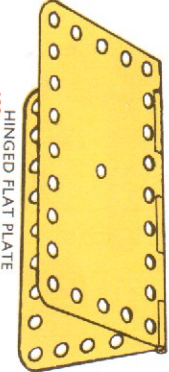
194 - 2 1/2" x 1 1/2"; 60 x 38 mm  
194a - 2 1/2" x 2 1/2"; 90 x 60 mm  
194b - 3 1/2" x 2 1/2"; 90 x 60 mm  
194c - 4 1/2" x 2 1/2"; 115 x 60 mm  
194d - 5 1/2" x 2 1/2"; 140 x 38 mm  
194e - 5 1/2" x 2 1/2"; 140 x 60 mm




195 - 7 1/2" x 2 1/2"; 19 x 6 cm  
196 - 9 1/2" x 2 1/2"; 24 x 6 cm  
197 - 1 1/2" x 2 1/2"; 32 x 6 cm



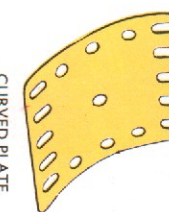
198 - 4 1/2" x 2 1/2"; 11 1/2 x 6 cm




199 - 2 1/2" x 2 1/2"; 60 x 60 x 7 mm




200 - 2 1/2" x 2 1/2"; 60 x 60 x 4.5 mm



235 - 2 1/2" x 1 1/2"; 60 mm x 9 mm  
235a - 3" x 1 1/2"; 75 mm x 9 mm  
235b - 3 1/2" x 1 1/2"; 90 mm x 9 mm  
235c - 4 1/2" x 1 1/2"; 115 mm x 9 mm  
235f - 5 1/2" x 1 1/2"; 140 mm x 9 mm




200 - 2 1/2" x 2 1/2"; 60 x 60 mm



211a - 1 1/2"; 12 mm  
211b - 1 1/2"; 38 mm  
can only be used together.




212 ROD AND STRIP CONNECTOR RIGHT ANGLE



213a  
213b




214 - 2 1/2"; 6 cm



215 - 3"; 7 1/2 cm



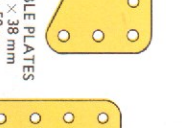
216 - 2 1/2" x 1 1/2"; 60 x 30 mm



221



223 KEY BOLT  
231



230 - 4"; 10 cm